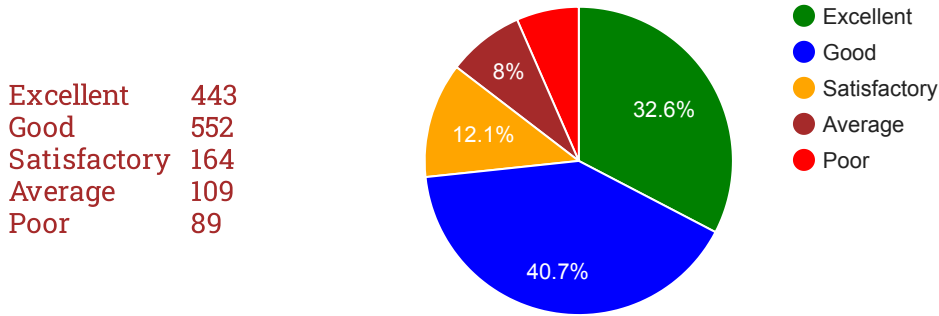


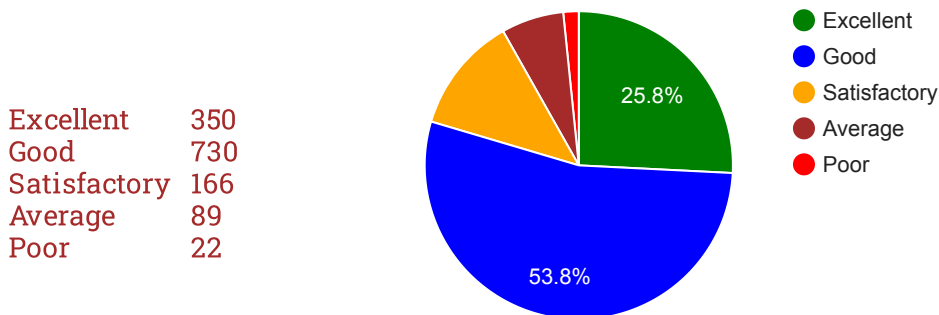
QUESTION WISE ANALYSIS REPORT

OVERALL RESPONSES : 1357

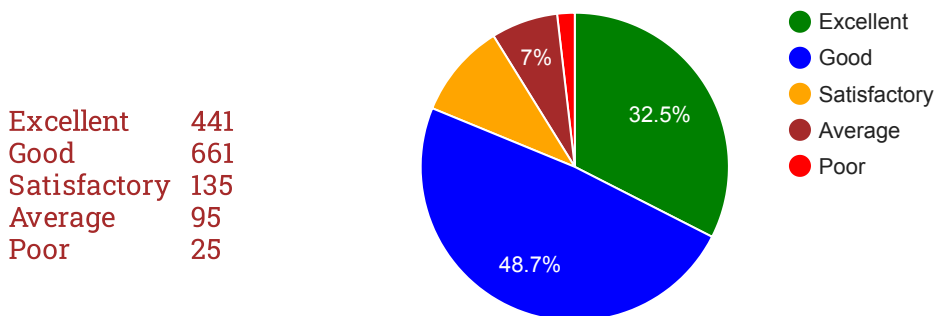
1. The Curriculum has been updated periodically by introducing new courses



2. Courses in the Curriculum are suitable for Employability / Entrepreneurship / Skill Development

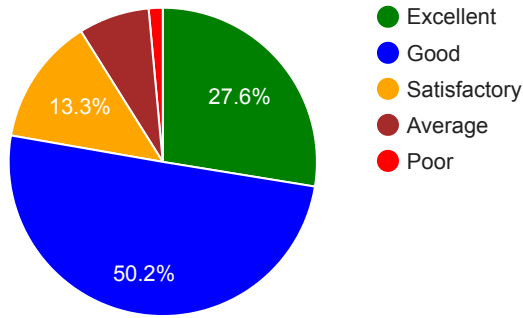


3. Skill oriented / Value added courses offered by your Department



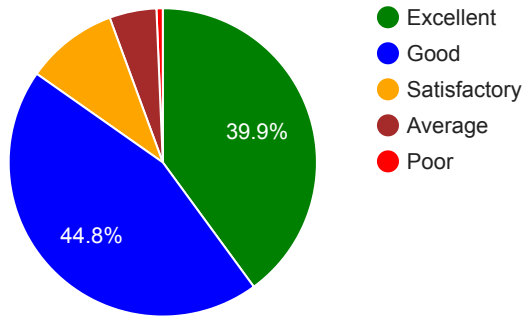
4. The ambience of the classroom is healthy

| | |
|--------------|-----|
| Excellent | 374 |
| Good | 681 |
| Satisfactory | 181 |
| Average | 101 |
| Poor | 20 |



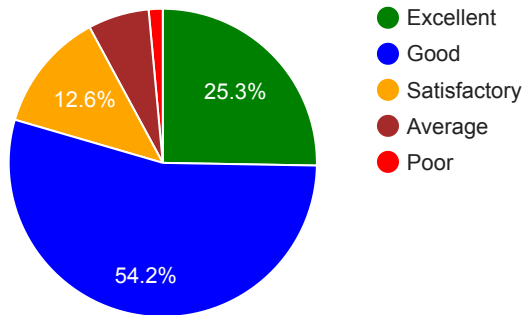
5. How well did the teacher prepare for the classes and was able to communicate?

| | |
|--------------|-----|
| Excellent | 542 |
| Good | 608 |
| Satisfactory | 131 |
| Average | 67 |
| Poor | 9 |



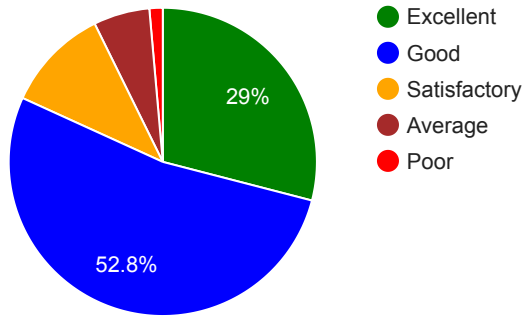
6. Usage of ICT facilities by the teachers

| | |
|--------------|-----|
| Excellent | 343 |
| Good | 736 |
| Satisfactory | 171 |
| Average | 87 |
| Poor | 20 |



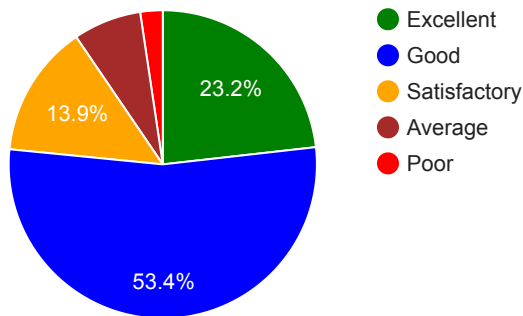
7. Fairness of evaluation method followed for CIA & Semester Examinations

| | |
|--------------|-----|
| Excellent | 394 |
| Good | 716 |
| Satisfactory | 148 |
| Average | 80 |
| Poor | 19 |



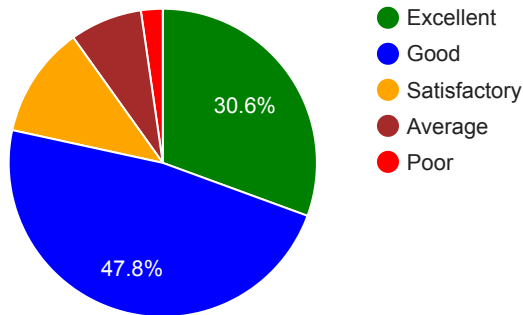
8. Mentoring & Counselling System

| | |
|--------------|-----|
| Excellent | 315 |
| Good | 724 |
| Satisfactory | 189 |
| Average | 97 |
| Poor | 32 |



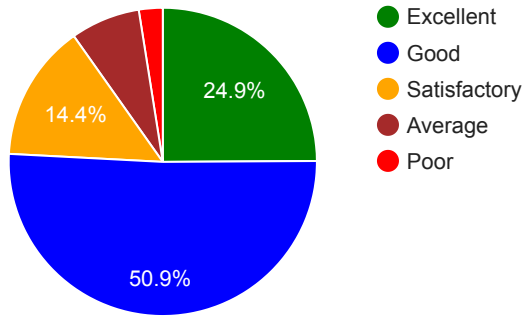
9. Effectiveness of Guest Lecture Programmes / Seminars / Workshops / Conferences etc. organized.

| | |
|--------------|-----|
| Excellent | 415 |
| Good | 649 |
| Satisfactory | 159 |
| Average | 103 |
| Poor | 31 |



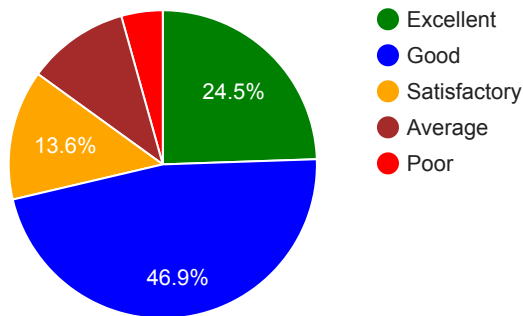
10. Availability & Utility of equipment for research activities

| | |
|--------------|-----|
| Excellent | 338 |
| Good | 691 |
| Satisfactory | 195 |
| Average | 99 |
| Poor | 34 |



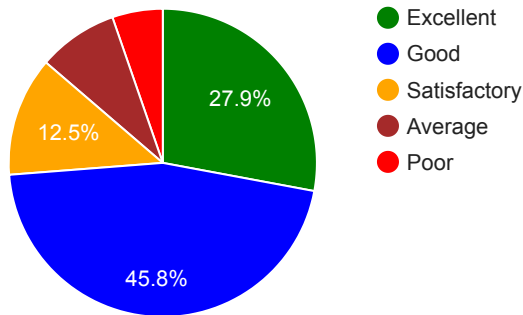
11. Extension and outreach programmes conducted by the institution (NSS / RRC / YRC / WEW)

| | |
|--------------|-----|
| Excellent | 332 |
| Good | 636 |
| Satisfactory | 185 |
| Average | 145 |
| Poor | 59 |



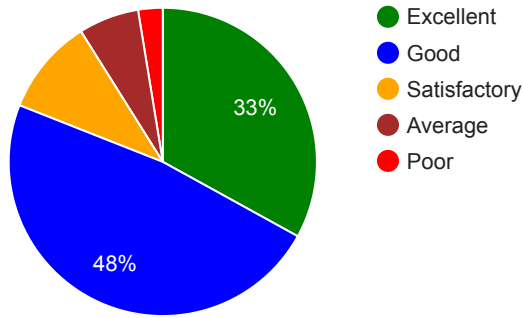
12. Availability of Digital Resources - Computer / Internet / Smart classroom with ICT Facility / Wi.Fi.

| | |
|--------------|-----|
| Excellent | 379 |
| Good | 622 |
| Satisfactory | 170 |
| Average | 114 |
| Poor | 72 |



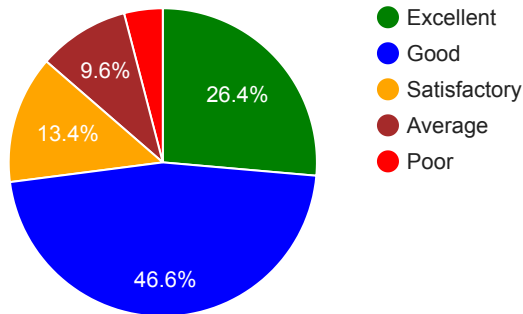
13. Laboratory, Library and Reprographic facilities

| | |
|--------------|-----|
| Excellent | 448 |
| Good | 651 |
| Satisfactory | 137 |
| Average | 86 |
| Poor | 35 |



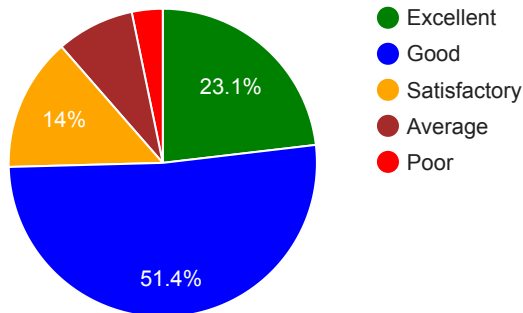
14. Scholarships & Freeships provided by the Institution

| | |
|--------------|-----|
| Excellent | 358 |
| Good | 632 |
| Satisfactory | 182 |
| Average | 130 |
| Poor | 55 |



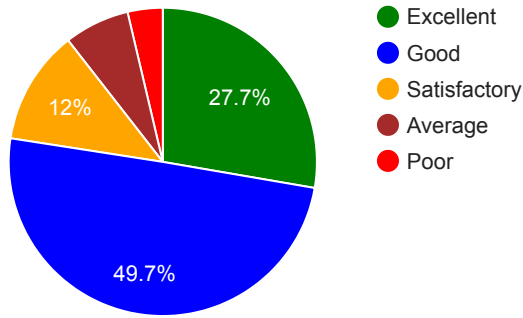
15. Placement, Capacity Development & Skill enhancement activities organized

| | |
|--------------|-----|
| Excellent | 314 |
| Good | 698 |
| Satisfactory | 190 |
| Average | 111 |
| Poor | 44 |



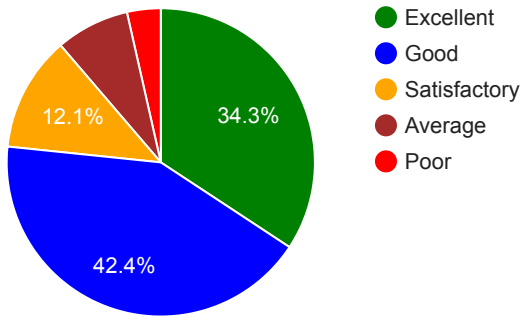
16. Redressal of student grievances including Harassment and ragging cases

| | |
|--------------|-----|
| Excellent | 376 |
| Good | 675 |
| Satisfactory | 163 |
| Average | 93 |
| Poor | 50 |



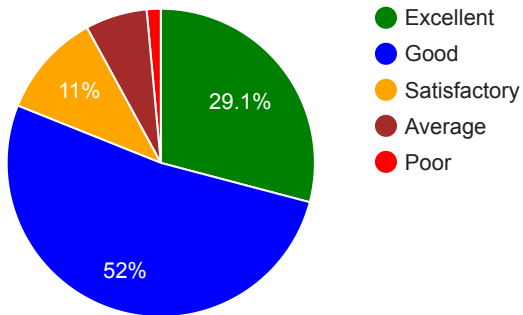
17. Sports and Cultural events / Competitions organized in the Institution

| | |
|--------------|-----|
| Excellent | 465 |
| Good | 575 |
| Satisfactory | 164 |
| Average | 105 |
| Poor | 48 |



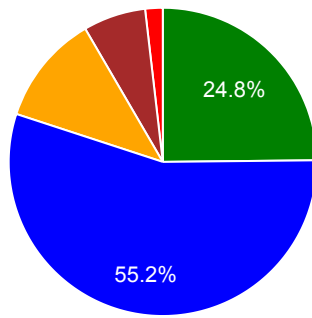
18. Helpful attitude of administrators & faculty members

| | |
|--------------|-----|
| Excellent | 395 |
| Good | 705 |
| Satisfactory | 149 |
| Average | 88 |
| Poor | 20 |



19. Promotion of Gender equity

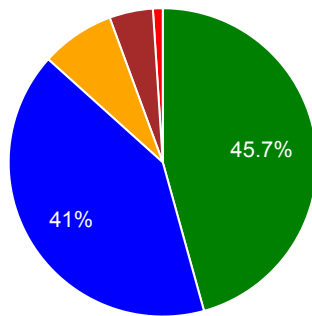
| | |
|--------------|-----|
| Excellent | 337 |
| Good | 749 |
| Satisfactory | 157 |
| Average | 89 |
| Poor | 25 |



- Excellent
- Good
- Satisfactory
- Average
- Poor

20. Is the campus clean, green and eco - friendly?

| | |
|--------------|-----|
| Excellent | 620 |
| Good | 556 |
| Satisfactory | 105 |
| Average | 62 |
| Poor | 14 |



- Excellent
- Good
- Satisfactory
- Average
- Poor